


DLF SEED ENHANCEMENT

THE SCIENCE ON THE SEED™


BENTGRASS SPECIFIC IMPROVEMENTS

- Enhanced bentgrass has significantly improved handleability of seeds – the seed lands where you want your plant to grow
- Visual improved resistance to diseases like pythium compared to raw seedlings
- Sow enhanced bentgrass at the same rate as raw seed (1.5 lbs/ 1000 sq ft)
- The science on the seed improves upon the science in the seed with Super Bents™ genetics encapsulated in DLF seed enhancement


SEED ENHANCEMENT BENTGRASS TRIAL - OREGON STATE UNIVERSITY, CORVALLIS, OR (PLANTED 06/23 - PHOTOS 10/23)



BONTERRA 45% Enhanced



RAW 1lb per 1000 ft²



RAW 1.5lb per 1000 ft²

A. Bonterra 45% enhanced seed at 1.5 lbs per 1000 ft²
Note: high quality and coverage

B. Raw creeping bentgrass seed at 1 lb. per 1000 ft²
Note: weed presence

C. Raw creeping bentgrass seed at 1.5 lb per 1000 ft²
Note: disease upper quadrant